



## Penrose GED Prep

---

### 3.3 Bar Graphs

In this worksheet, we will work on data that is organized in a bar chart. Bar charts are a very common way of organizing data visually. On the GED you will see bar charts, not only on the math exam, but also in social studies and science. If you would like further explanation before attempting these problems, links to video descriptions can be found at the end of this worksheet. Starred problems have video solutions.

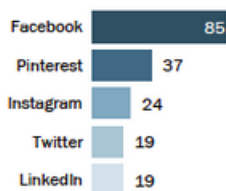
- 1 \* Suppose you count the number of items in your desk drawer. You find you have 5 pens, 8 pencils, 10 paper clips and 2 pairs of scissors. Make a bar graph showing the number of each kind of object that you have in your desk.



---

#### Moms & social networks

*% of online moms who use each social network*



Note: Moms are defined as women with children under 18 living in their household.

Source: Pew Research Center's Internet Project August Tracking Survey, August 07 - September 16, 2013. N=1,445 internet users ages 18+.

**PEW RESEARCH CENTER**

---

- 2 Which social network do mothers use the most?

- (a) Twitter
- (b) LinkedIn
- (c) Instagram
- (d) Facebook



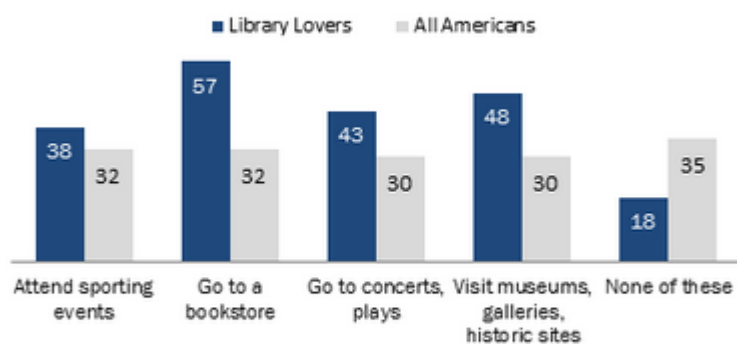
3 How many social networks are used by less than one quarter of mothers?

- (a) Three
- (b) Four
- (c) Two
- (d) Zero

---

**Library Lovers' community activities**

*% of Americans ages 16 and older in each group who do each activity regularly*



Source: Pew Research Center's Library Services Survey of 6,224 Americans ages 16 and older conducted July 18-September 30, 2013.

**PEW RESEARCH CENTER**

---

4 How many activities are more likely to be done by library lovers than non-library lovers?

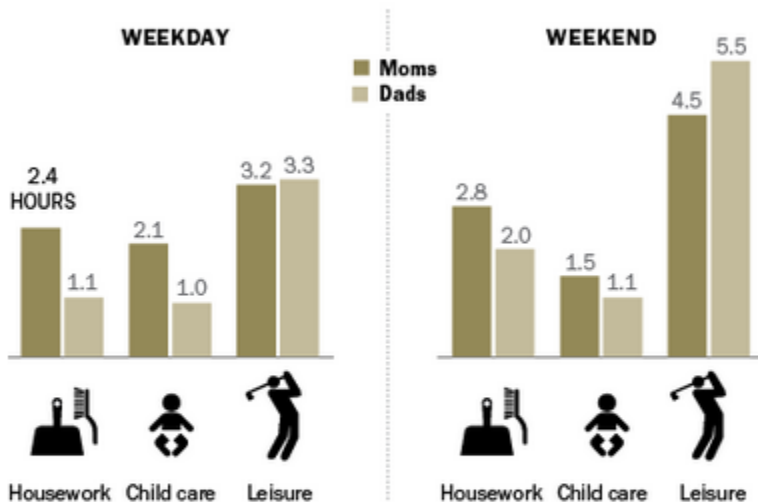
- (a) Four
- (b) Three
- (c) Two
- (d) One

5 Which activity does the largest percentage of library lovers participate in?

- (a) Sporting events
- (b) Go to a bookstore
- (c) Go to a concert
- (d) Visit museums

### Time on Weekdays and Weekends, Moms vs. Dads

Average number of hours per day spent on ...



Note: Based on mothers and fathers ages 18 to 69 with own child(ren) younger than 18 in the household.

Source: Pew Research Center analysis of 2003-2012 American Time Use Survey, ATUS-X

PEW RESEARCH CENTER

6 \* How many more hours do mothers spend on leisure on the weekend than on weekdays?

- (a) 2.2
- (b) 1.3
- (c) 0.7
- (d) 1.7

7 \* In total, how many hours do fathers spend on housework, child care and leisure on a weekday?

- (a) 5.9
- (b) 4.7
- (c) 6.3
- (d) 5.4